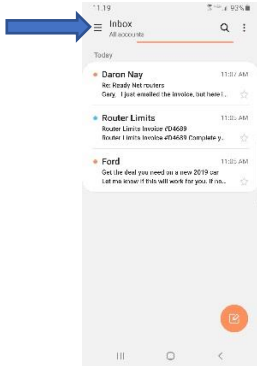


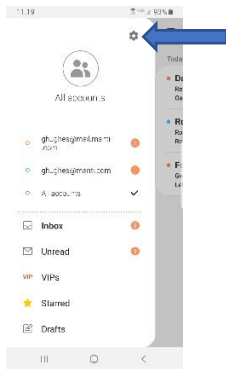
Setup Email on Android Device

Open mail program

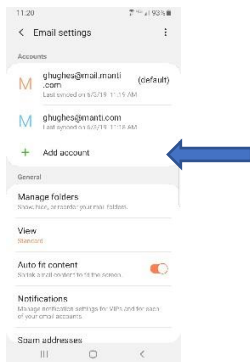
Click on three lines in the upper left-hand corner



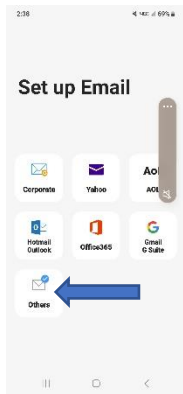
In upper right-hand corner of new window, click on the gear symbol



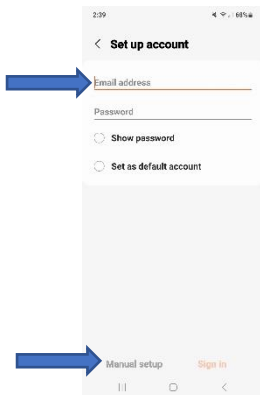
Click on "Add account"



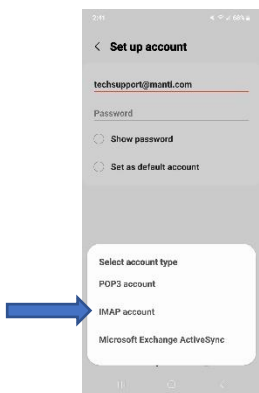
Scroll to the bottom, click on “Others”



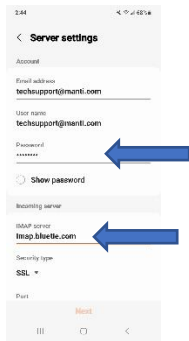
Type your email address, then “Manual setup” will be available to click



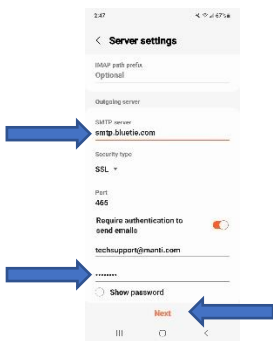
Click on “IMAP account”



Enter your password, then under IMAP server type “imap.bluetie.com”



Under “SMTP server” type “smtp.bluetie.com,” then enter your password and click next



Click “Done” on the next two screens

